


Now I Know My ABCs

P

Preschool



A B C D
E
F G H

I J
K L M N

O P
Q R
S T U V W X Y Z



Table of Contents

Now I Know My ABCs


Exploring the Alphabet
Airplane Dot-to-Dot
Connect the Dot Letters
ABC Connect the Dots
Lowercase Letters Dot-to-Dot
Alphabet Dot-to-Dot Dog House
Connect the Dots with Letters
Truck Dot-to-Dot
Connect the Dots A-R: Rhino!
Helicopter Maze
Missing Letters
Follow the A to Z Path: Fireman Fred
Alphabet and Number Derby
Bingo

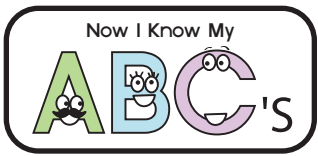
Certificate of Completion

Want more workbooks? Join Education.com Plus to save time and money.
<http://www.education.com/education-plus/>

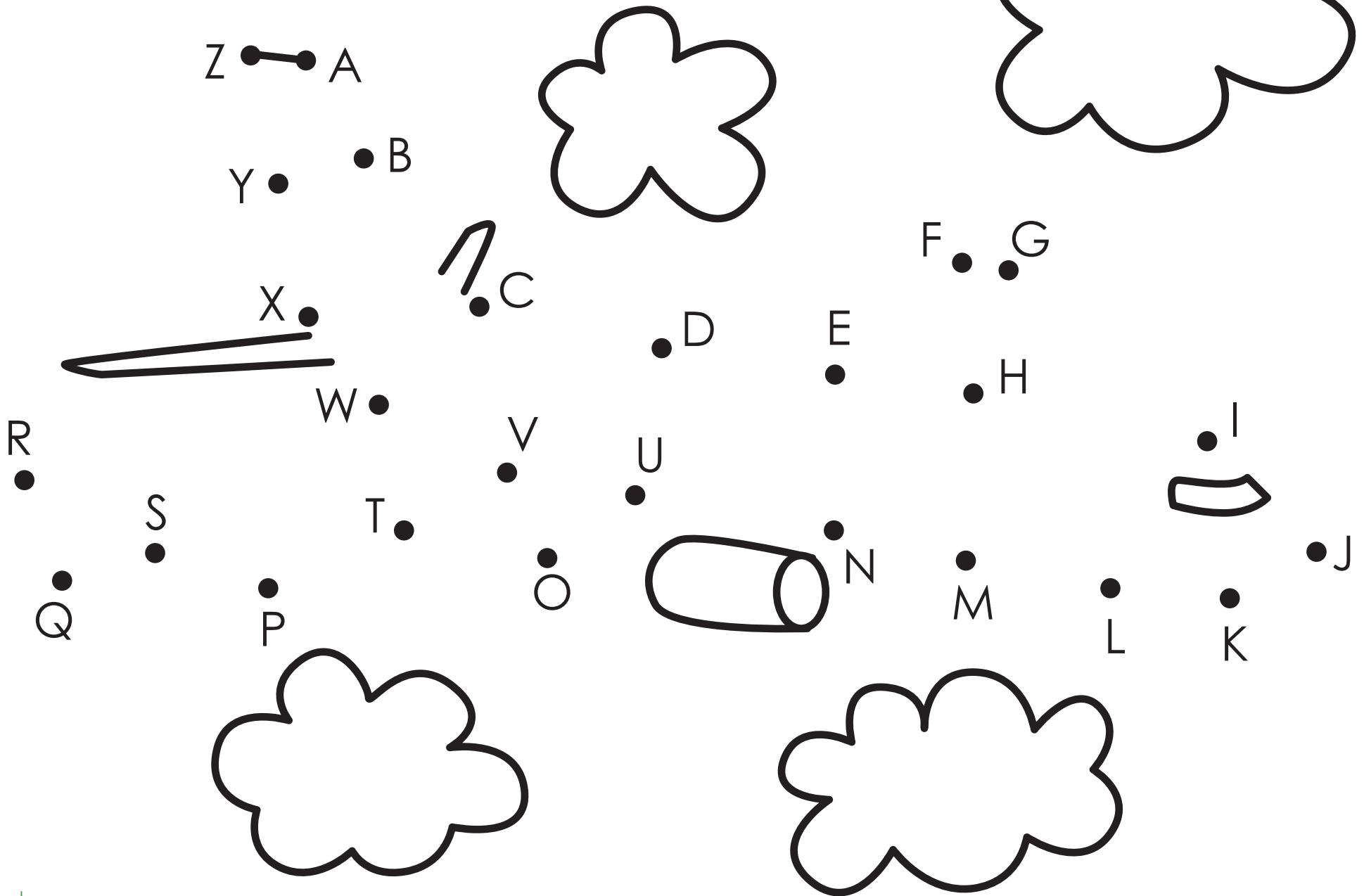
★ Exploring the Alphabet ★

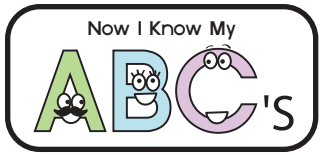
Help the rocket discover the new planet by following the path from **A** to **Z**.



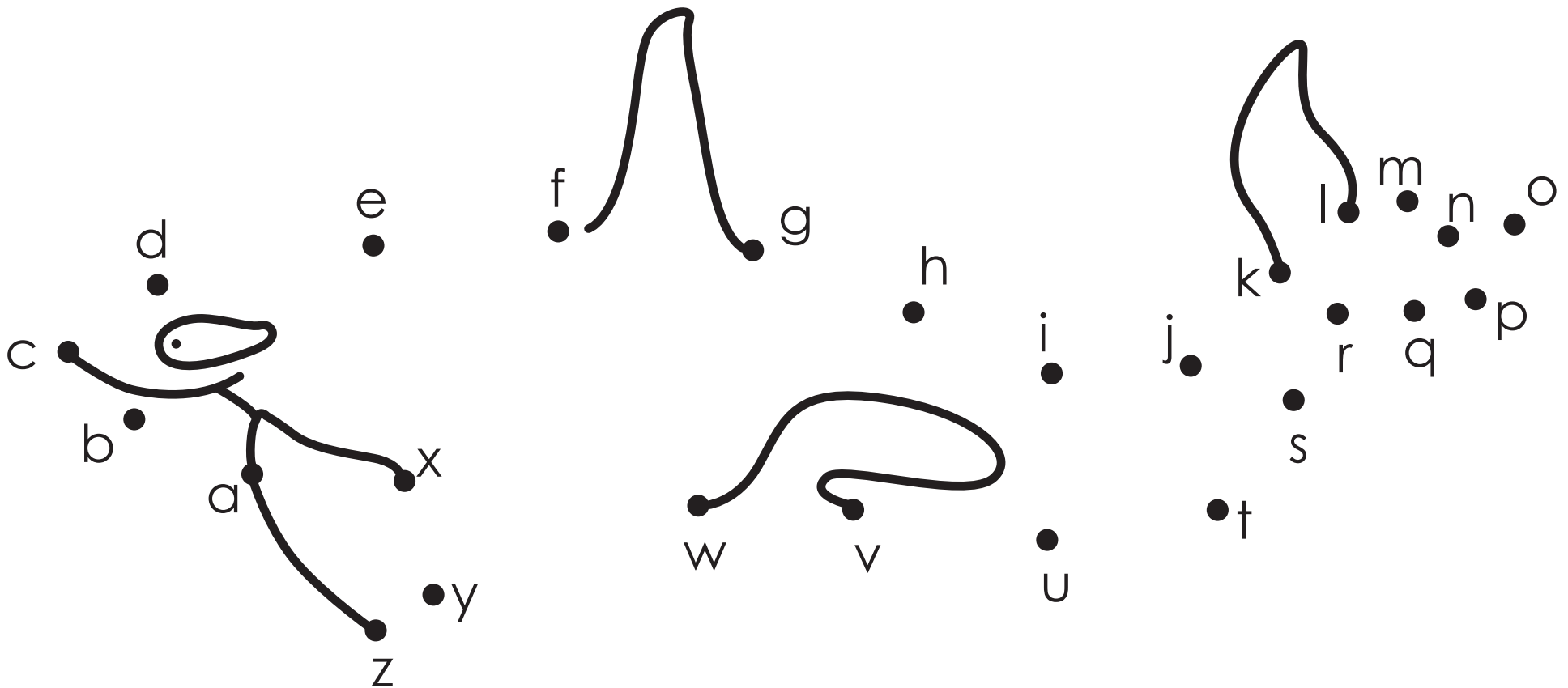




Connect the dots then color in the hidden picture!
Connect the dots from A to Z in alphabetical order.



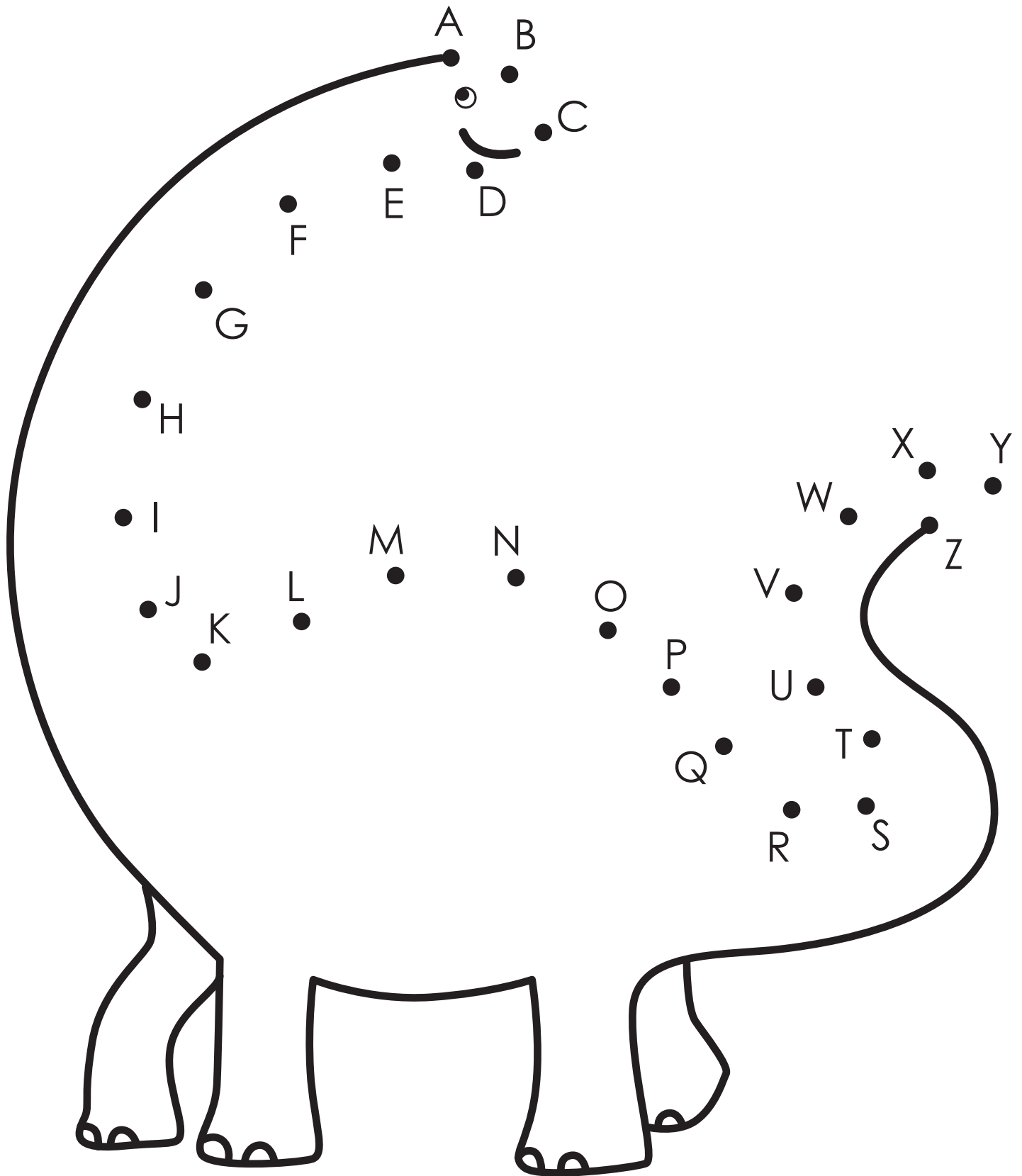



Connect the dots then color in the hidden picture!
Connect the dots from a to z in alphabetical order.







Connect the dots then color in the hidden picture!
Connect the dots from A to Z in alphabetical order.






Connect the dots then color in the hidden picture!
Connect the dots from a to z in alphabetical order.






Connect the dots then color in the hidden picture!


Connect the dots from A to Z in alphabetical order.

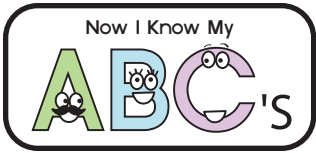




Connect the dots then color in the hidden picture!


Connect the dots from A to Z in alphabetical order.






Connect the dots then color in the hidden picture!


Connect the dots from A to T in alphabetical order.



M •



N •



O •

P •

H •

I •

G •

L •

F •

Q •



A •

J •

K •


T •

B •

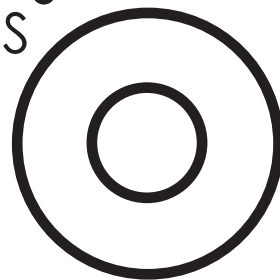
E •

D •

C •



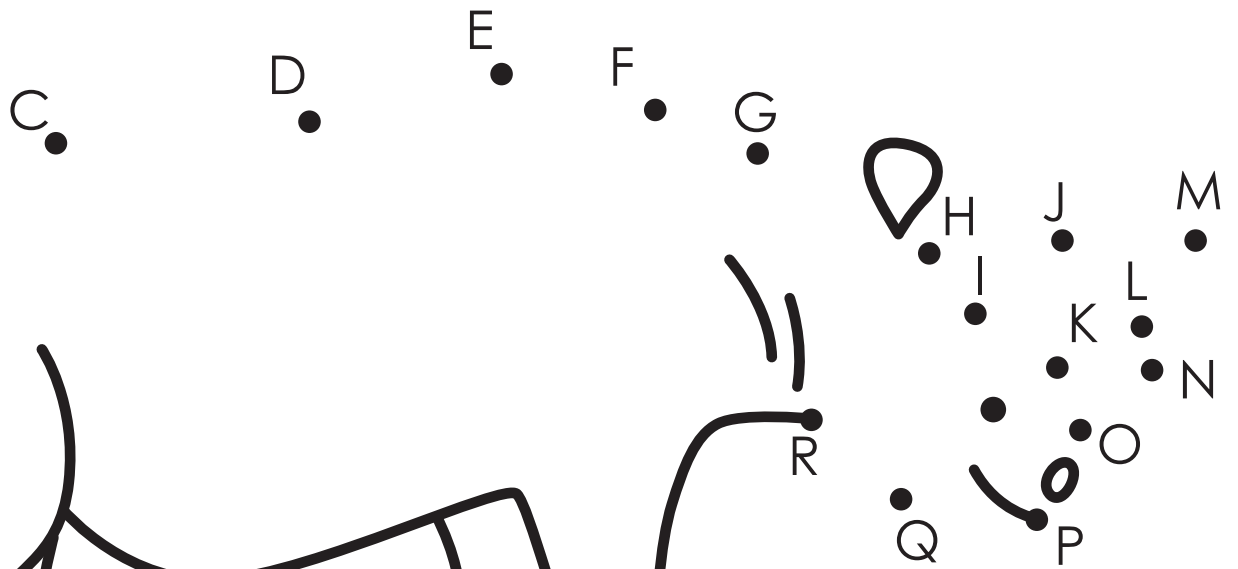



S •




R •





Help the helicopter land on the helicopter pad.
Draw a line to make a path to connect A to Z in alphabetical order
and get through the maze.



Missing Letters

Write the letter that comes first.

___ B,C

___ R,S

___ K,L

___ X

Write the letter that comes next.

E,F ___

N,O ___

T,U ___

Y ___

★ Missing Letters² ★

Complete the alphabet by
writing in the missing letters.

B C D


F G H J K

L M N P

Q R S T

V W X Y Z

Follow the path from **a** to **z** to help the
go to the .



Alphabet and Number Derby!

1. Roll a die and move a game piece as many places as the number shown on the die.
2. Shout out the letter or number you land on.
3. Write down each letter or number you land on on a piece of paper.
4. The first player to the finish line is the winner.
5. See if you can spell a word by unscrambling the letters you collected by the end of the game!

START

R

5

C

W

n

x

E

3

M

u

H

d

F

y

L

Q


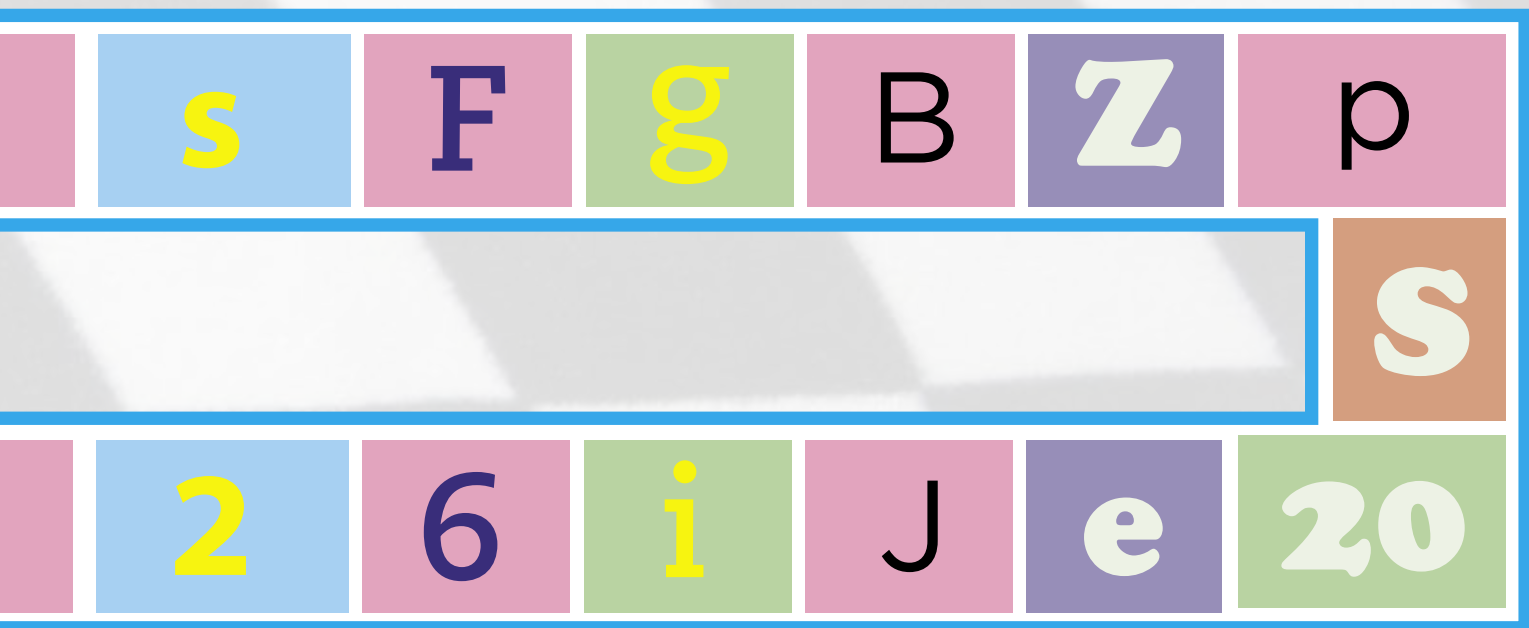

U

11

m

f

q



BINGO

with Numbers, Shapes and the ABC's



Directions:

3



Cut out the 8 bingo game boards.


Cut out the calling cards and put them in an envelope or bag.

Each player will need a game board and game markers. Game markers can be any group of small items like coins, candies, dry beans, pieces from other games or paper clips.

Draw a card from the bag and call out the color, shape, letter or number. Help your preschooler mark his game board when a color or letter matches.

Play until a player gets three in a row. Or you can play "blackout" to see who can fill all the spots on their card first.

Have Fun!







































1



BINGO

Calling Cards Page 1










			
			
			
			
			
			
			
			
			

BINGO

Calling Cards Page 2










N	n	O	o
P	p	Q	q
R	r	S	s
T	t	U	u
V	v	W	w
X	x	Y	y
Z	z	1	2
3	4	5	6
7	8	9	10

BINGO



BINGO

BINGO

7	z	K
r	H	—
V	b	★



BINGO

3	J	P
4	n	■
M	S	K

BINGO

Z	8	●
█	f	T
C	W	h



BINGO

L	i	F
Q	★	1
e	Y	X

BINGO

q	†	A
9	o	d
Y	●	s



BINGO

D	u	W
x	▲	j
10	m	N



Great job!

is an Education.com reading superstar

