

Springtime

Math

P
Preschool








Table of Contents

Springtime Math





More or Less?
Let's Count!
How Tall Are They?
Dot-to-Dot Butterfly
Paint by Number #1
Tracing Shapes
Color by Number
Paint by Number #2
How Many Are There?
Preschool Math: Subtraction #1
Preschool Math: Subtraction #2
Preschool Math: Subtraction #3
Penny Bug Race

Certificate of Completion

Want more workbooks? Join Education.com Plus to save time and money.
<http://www.education.com/education-plus/>


More or Less?

Look at the butterflies in each box,
and circle the group that has more.

| | |
|------------------------------------------------------------------------------------|--------------------------------------------------------------------------------------|
|  |  |
|  |  |

Let's Count!

Count each kind of flower and fill your answers in below.



How many



? _____

How many



? _____

How many



? _____



How many




? _____

How Tall Are They?

Cut out the ruler, measure each insect, then write how many inches tall it is.




5



Try painting by number! Use watercolors for each primary color, and then practice mixing colors to make secondary colors. Parents: For best results, print this page on thick, sturdy paper.


- 1 - Blue
- 2 - Yellow
- 3 - Red
- 4 - Green: Yellow + Blue





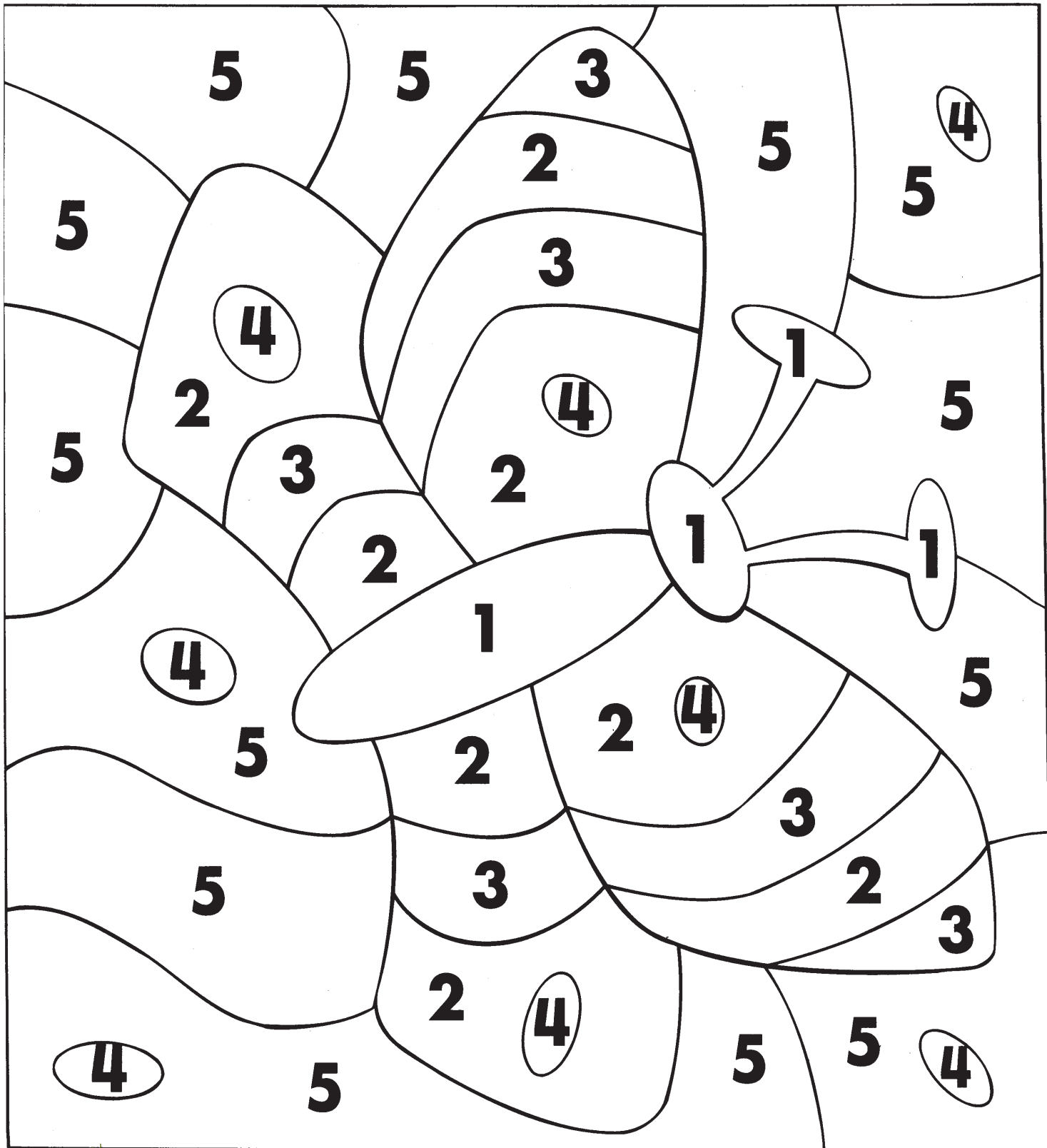
Fine Motor Skills Development

Practice drawing circles by tracing on the dotted lines. Then color the picture.



Color Key


1 = brown **2** = orange **3** = blue
4 = yellow **5** = green



Try painting by number! Use watercolors for each primary color,
and then practice mixing colors to make secondary colors.


Parents: For best results, print this page on thick, sturdy paper.

- 1 - Red
- 2 - Yellow
- 3 - Green: Yellow + Blue
- 4 - Purple: Red + Blue
- 5 - Brown: Red + Yellow + Blue



How Many Are There?


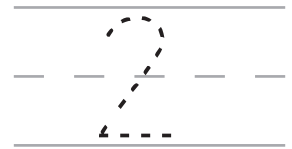
Add together the pretty flowers
and write down how many there are!




+




=




+




=




+



=



+



=








Count the butterflies, then cross out the number of butterflies you need to subtract. How many do you have left?

Then color in the art at the bottom of the page!







$$5 - 4 = \underline{1}$$



$$3 - 1 = \underline{\quad}$$



$$5 - 4 = \underline{\quad}$$






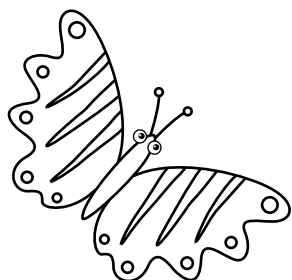
$$4 - 1 = \underline{\quad}$$



$$7 - 3 = \underline{\quad}$$



$$10 - 6 = \underline{\quad}$$






Preschool MATH


Subtraction

Count the bees, then cross out the number of bees you need to subtract. How many do you have left?


Then color in the bees at the bottom of the page!




$$6 - 1 = \underline{5}$$




$$7 - 5 = \underline{\quad}$$




$$5 - 3 = \underline{\quad}$$





$$6 - 4 = \underline{\quad}$$



$$4 - 2 = \underline{\quad}$$



$$9 - 6 = \underline{\quad}$$



Preschool MATH Subtraction


Count the bugs, then cross out the number of bugs you need to subtract. How many do you have left?
Then color in the bugs at the bottom of the page!


 $7 - 4 = \underline{3}$




 $5 - 4 = \underline{\quad}$

 $4 - 1 = \underline{\quad}$

 $6 - 3 = \underline{\quad}$

 $5 - 2 = \underline{\quad}$


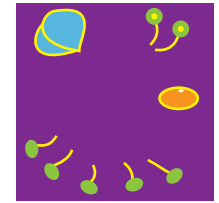



 $8 - 4 = \underline{\quad}$



Penny Bug Race

Have a grown-up help you with the die and game pieces.
Toss the die, then move your penny bug across the leaves to the finish!

Cut out the squares and tape a penny onto them to make a "Penny Bug" for the race!



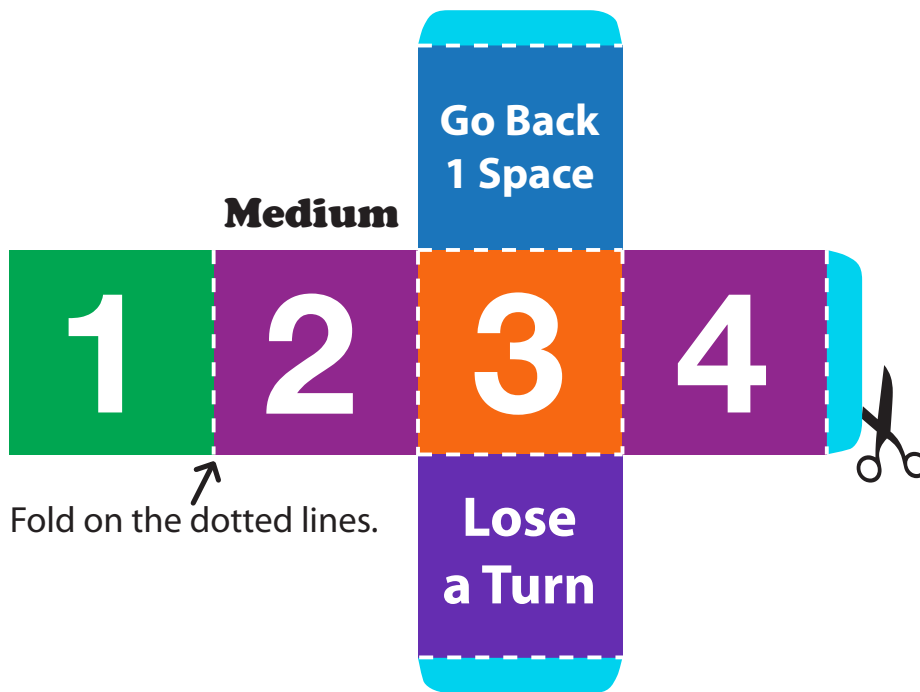
Dice for the Board Games!

Ask a grown-up to cut and tape the dice together.
Use one die per game. They range from easy,
medium and hard.

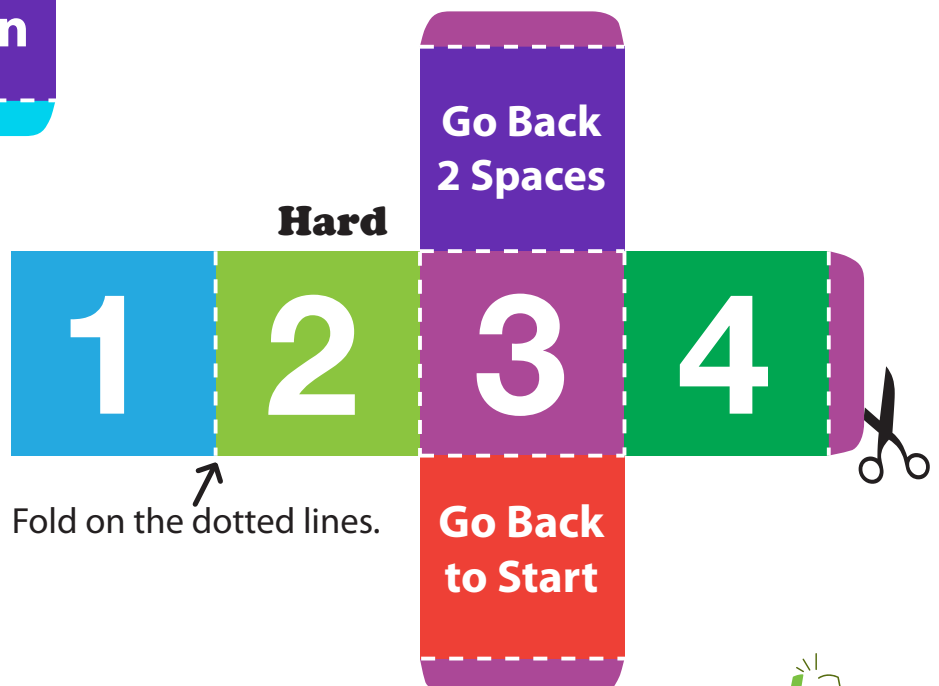
Easy



Medium



Hard





Great job!

is an Education.com math superstar

