

Name \_\_\_\_\_



## Chapter 10 Review/Test

### Vocabulary

Use a word in the box to complete each sentence.

1. You can take a survey to collect \_\_\_\_\_.

(p. 470)

2. A \_\_\_\_\_ uses pictures to show data in a graph. (p. 474)

bar graph  
picture graph  
data

### Concepts and Skills

Use the tally chart to complete the picture graph.

Draw a ☺ for each bird.

Birds Counted at the Park	
Child	Tally
Reggie	
Kate	
Ted	
Mandy	

Birds Counted at the Park					
Reggie					
Kate					
Ted					
Mandy					

Key: Each ☺ stands for 1 bird.

3. Which child counted the most birds?

\_\_\_\_\_

4. How many fewer birds did Ted count than Reggie counted?

\_\_\_\_\_ fewer birds

5. How many birds did the four children count?

\_\_\_\_\_ birds

Fill in the bubble for the correct answer choice.

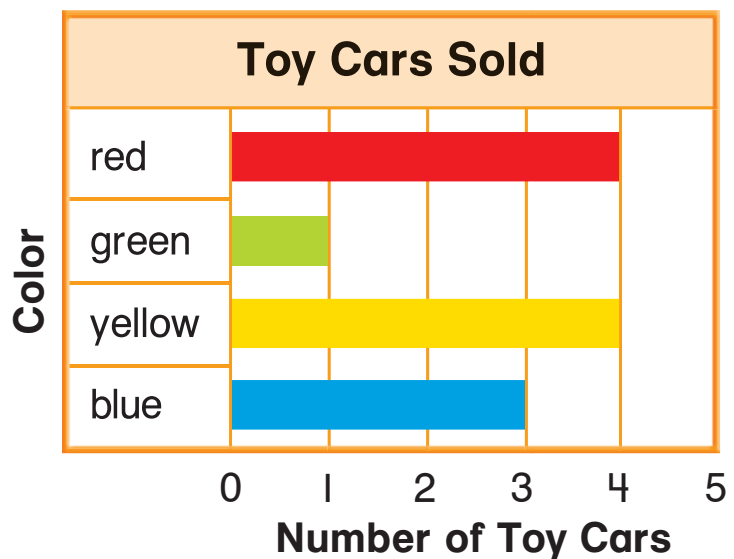
6. Use the tally chart.  
How many children chose apple muffins?

- ☐ 13  
☐ 8  
☐ 7  
☐ 5

Favorite Muffin	
Muffin	Tally
banana	
blueberry	
apple	

7. Use the bar graph.  
How many more yellow toy cars than green toy cars were sold?

- ☐ 1  
☐ 3  
☐ 4  
☐ 5



8. Use the picture graph.  
How many stickers do Megan and Lin have?

- ☐ 4  
☐ 5  
☐ 6  
☐ 7

Stickers We Have					
Shane	😊	😊	😊		
Megan	😊	😊			
Lin	😊	😊	😊	😊	
Elroy	😊	😊	😊		













Key: Each 😊 stands for 1 sticker.

Name \_\_\_\_\_

Fill in the bubble for the correct answer choice.

9. Use the picture graph.  
How many fewer books did Joy read than Tony?







- ☐ 1  
☐ 2  
☐ 3  
☐ 5

Books We Read					
Joy					
Dave					
Sasha					
Tony					

Key: Each  stands for 1 book.

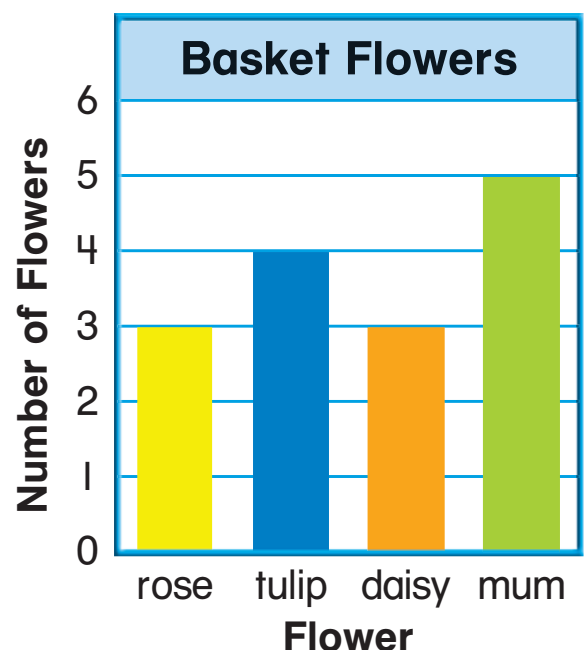
10. Use the tally chart. How many children chose truck?

- ☐ 5  
☐ 8  
☐ 10  
☐ 12

Favorite Toy	
Toy	Tally
ball	
truck	  
doll	 

11. Use the bar graph.  
How many more mums than roses are in the basket?

- ☐ 1  
☐ 2  
☐ 3  
☐ 8












## Constructed Response

12. The data for grape juice is not shown in the picture graph. If 13 children voted in all, how many pictures should there be for grape juice?

\_\_\_\_\_ pictures

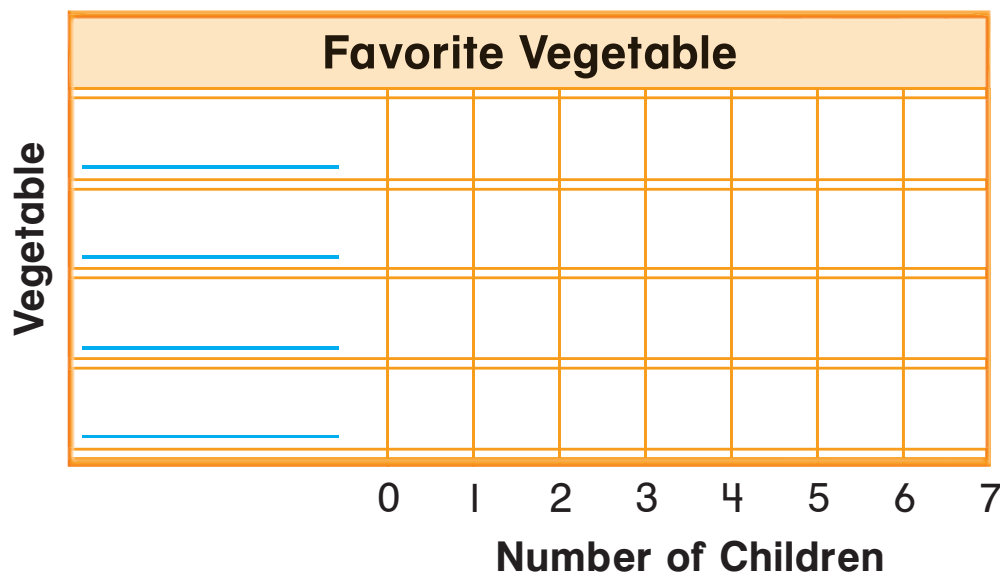
Explain your answer.

Favorite Juice				
apple				
berry				
orange				
grape				

Key: Each  stands for 1 child.

## Performance Task

13. In a survey for favorite vegetable, 3 children chose squash, 4 children chose beans, 6 children chose corn, and 5 children chose carrots. Write labels and draw bars to complete the graph.



Write a sentence to describe the data in the graph.