




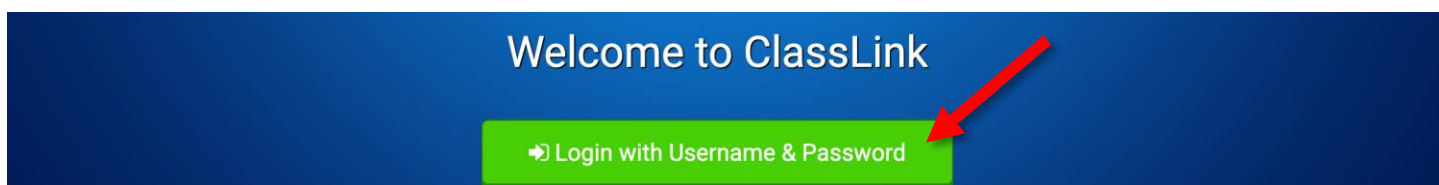
1. Go to the Woodville Website: www.leonschools.net/woodville
Click on the Classlink logo at the top right of the page.




2. Click green button to Login with your username (full email) and password.

****Important Note:***



- o From home, students **MUST** use their FULL username:
123456789@edu.leonschools.net




3. Click on the Office 365 Icon.



4. Here you can access your Outlook(email), Teams (class/homework), Word, Excel, and more!



Use Outlook to check/send email from teachers, guidance counselors, administrators, and other students.



Use Teams to check for your class work, submit assignments, meet with your teachers, and other class tasks. Students have a 'Team' for each class they are enrolled. More information will be shared through outlook and remind in the coming days/weeks.